

**AL-KO**

QUALITY FOR LIFE



## AL-KO SIDE LIFT JACK

DESIGNED SPECIFICALLY FOR YOUR  
AL-KO CARAVAN CHASSIS

[www.al-ko.co.uk](http://www.al-ko.co.uk)

80 *years*  
1931 - 2011

**AL-KO**

# THE AL-KO SIDE LIFT JACK

## THE AL-KO SIDE LIFT JACK IS THE PERFECT SOLUTION FOR LIFTING A CARAVAN TO CHANGE A WHEEL, OR TO FIT THE AL-KO SECURE WHEEL LOCK.

The simple to use, smooth winding operation of the jack allows the caravan to be lifted easily with the minimum amount of effort.

### AN AL-KO PRODUCT FOR YOUR AL-KO CARAVAN CHASSIS

The AL-KO Side Lift Jack is specifically designed for use with the AL-KO Caravan Chassis. Mounting brackets are supplied with the kit and can be bolted via the pre-drilled holes onto the main chassis members. The positioning of the jack brackets have been calculated precisely allowing the caravan to be raised with the minimum of effort and reduced loading on the Side Lift Jack ensures hassle free operation at all times.

### PRODUCT OPTIONS

There are two versions of the Side Lift Jack available, one suitable for vehicles up to 1600 kg and one for 1601 kg - 2000 kg weight ranges. Each product is available to purchase from our website or from your local caravan dealer.

PART NO.	DESCRIPTION	MAX STATIC LOAD	COLLAPSED HEIGHT (Fig 1)	EXTENDED HEIGHT (Fig 2)	WEIGHT
235977	Vehicles up to 1600 kg	800 kg	85 mm	375 mm	4.2 kg
1389235	1601 kg - 2000 kg	1000 kg	85 mm	375 mm	5.5 kg


Both products come complete with handy storage bag (see images, right).

VISIT [WWW.AL-KO.CO.UK](http://WWW.AL-KO.CO.UK) FOR MORE INFORMATION AND TO VIEW OUR RANGE OF COMPLEMENTARY PRODUCTS.

### JACK KIT CONTENTS

The kit includes a set of support brackets for fitment to both sides of the caravan and all necessary fixings and operating instructions.

- 1 X Black Finished Jack
- 2 X Galvanised Jack Mounting Brackets
- 1 X Set of Fixing Bolts
- 1 X Handbook
- 1 X Storage Bag



### YOUR AL-KO CHASSIS

The Jack can be used on any AL-KO Chassis built from 1980 onwards. Since 1992 AL-KO have been providing pre-punched holes in the chassis member to attach the support brackets contained in the Side Lift Jack kit. Vehicles older than 1992 will need to have the holes drilled in the chassis as detailed in the Jack instruction handbook.

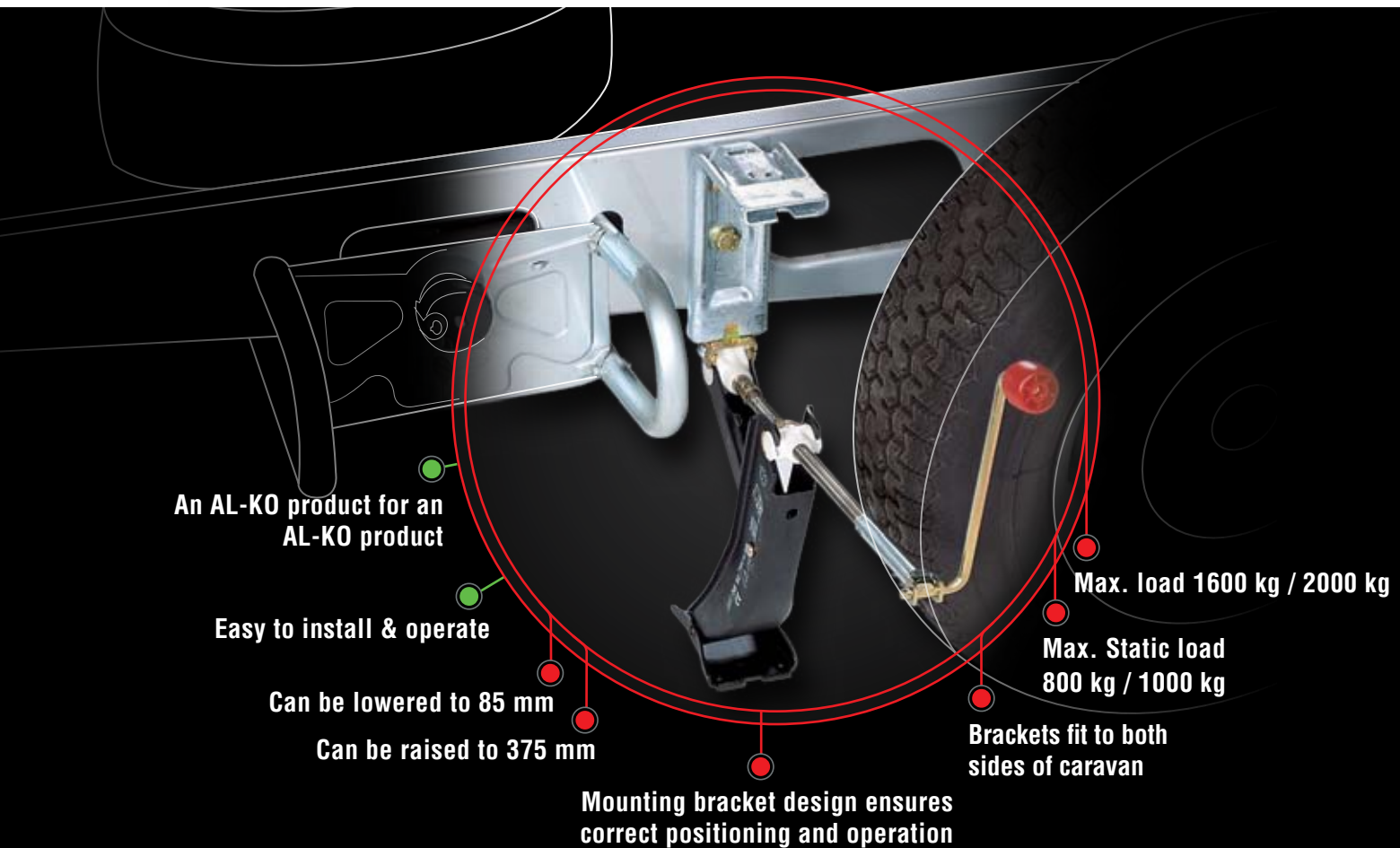


Fig 1

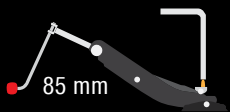
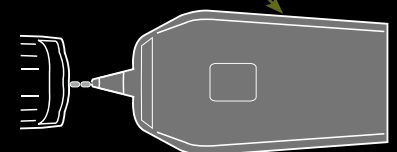
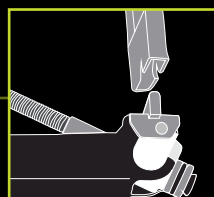
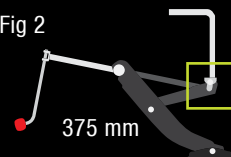


Fig 2

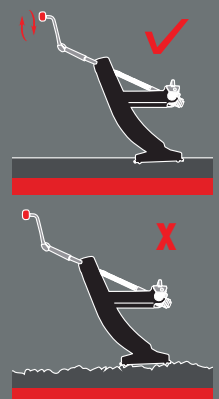


## JACK OPERATION

To operate the jack, insert the metal jack collar into the lower edge of the bracket, ensure the jack foot is flat and is resting on a solid surface and simply wind the jack handle to raise or lower the jack.

### IMPORTANT NOTE

Prior to using the jack, the caravan MUST be coupled to the tow vehicle and the opposite wheel should be chocked. Failure to do so may cause the caravan to tilt or move during the lifting process and hence be a safety hazard. Never work under a caravan unless the axle is also supported by axle stands. Please see operating instructions for further details.



# THE PREMIUM ACCESSORY RANGE

## INDUSTRY LEADING SAFETY AND SECURITY FROM THE WORLD LEADERS IN CARAVAN CHASSIS TECHNOLOGY

Each and every AL-KO accessory is engineered to be the very best of its kind, providing industry leading features and benefits that complement the UK's market leading caravan chassis.

Used together, AL-KO Premium Accessories provide the optimum combination; a combination that ensures the highest levels of safety and security for you and your caravan.



## AL-KO SIDE LIFT JACK

PART OF THE AL-KO PREMIUM ACCESSORY RANGE, AVAILABLE ON THE AL-KO WEBSITE

AL-KO ATC TRAILER CONTROL

AL-KO AKS 3004 STABILISER

AL-KO SECURE WHEEL LOCK

AL-KO SECURITY DEVICE



AL-KO PREMIUM JOCKEY WHEEL

AL-KO AKS 1300 STABILISER

AL-KO SHOCK ABSORBER

AL-KO AMS MAMMUT

## WWW.AL-KO.CO.UK

JOCKEY WHEELS

WHEEL CHOCKS & CARRIERS

SECURITY DEVICES

CORNER STEADIES

SHOCK ABSORBERS

COUPLING HEADS

ATC TRAILER CONTROL

WHEEL LOCKS

HITCH COVERS

AKS STABILISERS

SPARE WHEEL CARRIER

TOWING ACCESSORIES

### QUALITY FOR LIFE

E-Mail: [mail@al-ko.co.uk](mailto:mail@al-ko.co.uk) [www.al-ko.co.uk](http://www.al-ko.co.uk) Tel: 01926 818500

AL-KO Kober Ltd, South Warwickshire Business Park, Kineton Road, Southam, Warwickshire, CV47 0AL

Due to a policy of continuous product improvement, AL-KO reserves the right to change technical specifications. Revision Date 10/11